

Council Plan PIs Summary

Generated on: 12 March 2015









1. Employment Opportunity & Economic Success													
	EC 10	EC 12a	EC 12b	EC 12c	EC 12d	EC 13a	EC 13b	EC 40					
2. Housing Need													
	BS RB 2	BS RB 3	FP 7	HS 1	HS 2	HS 5	HS 10a	HS 10b	HS 14	FP 8	HS 8	HS 11	HS 17
3. High Quality Environment													
	DM 157a	HE 13	SS 16	SS 35	SS 36	SS 192	DM 157b	DM 157c	SS 15	DM 2	SS 17		
4. Active Safe Communities													
	EC 77	HE 10											
5. Transforming the Council													
	BS AS 3	BS BI 2	BS RB 11	BS RB 12	BS AS 1 RDC	BS MD 1	HR A 01 R						




Key




Data Only Indicator for monitoring trend
 Performance is improving
 Performance has stayed the same
 Performance has got worse




1. Employment Opportunity & Economic Success




		EC 10	Total Job Seeker Allowance Claimants Aged 16 - 64			
Current Value	1.1%	February 2015	Current Target	1.1% Jan 2015	Data is published monthly	
Yorks and Humber 2.8% GB 2%						




		EC 12a	% Ryedale population aged 16-64 qualified - NVQ1 or equivalent			
Current Value	91.7%	2013/14	Current Target	78.1%	Data is published annually	
Ryedale has the lowest population qualified to NVQ level 1 or above in North Yorkshire and is the third lowest in Yorkshire and the Humber. Young people achieve level 1 and 2 NVQ's in order to improve their career prospects. The council has targeted resources through various apprenticeships. This level is a stepping stone to future learning opportunities.						

		EC 12b	% Ryedale population aged 16-64 qualified - NVQ2 or equivalent			
Current Value	79.9%	2013/14	Current Target	68.2%	Data is published annually	
Ryedale has the lowest of population qualified to NVQ level 1 or above in North Yorkshire. Young people achieve level 1 and 2 NVQ's in order to improve their career prospects. The council has targeted resources through various apprenticeships. This level is a stepping stone to future learning opportunities.						

		EC 12c	% Ryedale population aged 16-64 qualified - NVQ3 or equivalent			
Current Value	53.1%	2013/14	Current Target	51.7%	Data is published annually	
Ryedale performance is above the North Yorkshire average for this level of qualification.						




		EC 12d	% Ryedale population aged 16-64 qualified - NVQ4 or equivalent			
Current Value	40%	2013/14	Current Target	35.6%	Data is published annually	
Ryedale performance is well above the North Yorkshire average for this level of qualification.						




		EC 13a	Gross weekly earnings by workplace			
Current Value	£425.00	2014	Current Target	£395.70	Data is published annually	
Ryedale has the lowest level of earnings by workplace in Yorkshire and the Humber						




		EC 13b	Gross weekly earnings by residency			
Current Value	£417.60	2014	Current Target	£399.70	Data is published annually	
Although an increase in weekly pay compared to last year - Ryedale still has the lowest Gross weekly earnings in Yorkshire and Humber.						




		EC 40	Employment Rate - aged 16-64		
Current Value	76.1%	2013/14	Current Target		Data is published annually
2013-14: GB - 71.7% Y&H - 70.1%					

2. Housing Need






















		BS RB 2	Speed of processing - new HB/CTB claims		
Current Value	18.6 days	February 2015	Current Target	25.0 days	
Much improved processing speed for new claims – 18.6 days compared to 73.6 days in August 2013. Processing speed now well within target set.					




		BS RB 3	Speed of processing - changes of circumstances for HB/CTB claims		
Current Value	2.7 days	February 2015	Current Target	12.0 days	
Recent focus on Change of Circs forms has led to dramatic reduction in time taken. Current value of 2.7 days well down on December 2014 figure of 14.7 days.					

		FP 7	Net additional homes provided		
Current Value	224	2013/14	Current Target	200	Target set according to http://extranet.ryedale.gov.uk/PDF/Background%20Paper%20-%20Population%20and%20Housing.pdf page 6, para 2.2.3
Annual return to be calculated at the end of March 2015.					




		HS 1	Homeless applications on which RDC makes decision and issues notification to the applicant within 33 working days (was LPI 70)		
Current Value	100.0%	Q3 2014/15	Current Target	100.0%	Target is to decide on all applications within 33 days
Between 01/10/2014 and 31/12/14 6 homeless applications were taken and the decisions were made within 33 days					




		HS 2	Length of stay in temporary accommodation (B&B, weeks) Snapshot		
Current Value	1.00 weeks	Q3 2014/15	Current Target	4.00 weeks	Target: National maximum allowable is 6 weeks. Local target of 4 weeks
Between 01/10/2014 and 31/12/2014. The average stay in a B&B was one week.					

		HS 5	Number of Homeless Applications			
Current Value	6	Q3 2014/15	Current Target	11	Total number of applications for 2011/12 = 52	
Between 01/10/2014 and 31/12/2014 there were 6 homeless applications received.						
		HS 10a	% Households in Ryedale in Fuel Poverty (10% income measure)			
Current Value	26%	2013/14	Current Target	27.9%	Target is to improve on previous years performance	
Results published June 2014. Est. no. of households 23,090 of which 6,446 in fuel poverty.						
		HS 10b	% Households in Ryedale in Fuel Poverty (Low Income High Cost)			
Current Value	11.1%	2013/14	Current Target	11.9%	Target is to improve on previous years performance	
2012-13 Results published June 2014 - Est. no of households 23,090 and 2,738 households in fuel poverty						
		HS 14	Affordability Ratio			
Current Value	7.36	2013/14	Current Target	8.65	Target is to improve on previous years performance	
		FP 8	Supply of deliverable housing sites			
Current Value	89.2%	2013/14	Current Target	100.0%	See Annual Monitoring Statement and Strategic Housing Land Availability Assessments. Target five year housing supply= 100%	
Annual return to be calculated at the end of March 2015						
		HS 8	Prevention of Homelessness through Advice and Proactive Intervention (values and targets are per quarter, not accumulative)			
Current Value	29	Q3 2014/15	Current Target	39	Target is to achieve 10% improvement in numbers of preventions year on year	
		HS 11	Empty Domestic Properties			
Current Value	885	2013/14	Current Target	671	Target is to improve on previous years performance	
Annual figures of 885 empty at the end of 31st March 2014, with a total of 299 being empty for more than 6 months.						




		HS 17	Number of affordable homes delivered (gross)			
Current Value	43	Q3 2014/15	Current Target	57	35% of market housing target would result in 70 affordable homes arising from 200 net additional homes.	
20 affordable homes were delivered during the 3rd quarter of 2014/15, for a total of 43 so far in 2014/15.						

3. High Quality Environment



















		DM 157a	Processing of planning applications: Major applications (13 weeks)			
Current Value	80.90%	February 2015	Current Target	70.00%	Targets originally set under Planning Delivery Grant regime	
By definition these applications are complex, often requiring for example legal agreements such as Section 106. These applications represent 4% of the total number received. Performance continues to improve.						

		HE 13	% of Food establishments in the area broadly compliant with food hygiene law			
Current Value	76%	2013/14	Current Target	72%	Target is to improve on previous year. Assessments of premises undertaken using risk based scoring and national guidance. 17% of premises are low risk and not assessed and by default not compliant under the national definition for this indicator.	
17% of premises are low risk and not assessed and by default not compliant under the national definition for this indicator. The figures in brackets above take into account this number						

		SS 16	% of Household Waste Composted			
Current Value	33.64%	2013/14	Current Target	30.00%	Target set following analysis of previous performance levels	
Performance continues to be above target.						


		SS 35	% CO2 reduction from LA operations.			
Current Value	-7.5%	2013/14	Current Target	3.0%	Target set for three years, based on national guidance. To be reviewed following analysis of performance to date	
Investment made in energy efficiency measures continues to result in improvements in levels of CO2.						

		SS 36	Tonnes of CO2 from LA operations			
Current Value	1,622	2013/14	Current Target	1,754	Target set for three years, based on national guidance. To be reviewed following analysis of performance to date	
See above						

		SS 192	% of household waste sent for reuse, recycling and composting			
Current Value		52.70%	2013/14	Current Target	49.70%	National target to achieve 50% by 2020
Performance continues to be above target and national average						
		DM 157b	Processing of planning applications: Minor applications (8 weeks)			
Current Value		71.70%	February 2015	Current Target	78.00%	Targets originally set under Planning Delivery Grant regime
Performance has been improving for some months and this Trend is continuing. Customer satisfaction has increased on previous years.						
		DM 157c	Processing of planning applications: Other applications (8 weeks)			
Current Value		88.60%	February 2015	Current Target	90.00%	Targets originally set under Planning Delivery Grant regime
Performance has been improving for some months and this Trend is continuing. Customer satisfaction has increased on previous years. Delegated decisions are currently made on 88% of decisions against a target of 90%.						
		SS 15	% of Household Waste Recycled			
Current Value		19.02%	2013/14	Current Target	20.00%	Target set following analysis of previous performance levels
Performance continues to improve slightly but priority is now to maintain this level of performance						
		DM 2	Planning appeals allowed			
Current Value		50.0%	Q3 2014/15	Current Target	33.0%	Target based on national averages and benchmarking
The national performance level is consistently in line with the target figure of 33%, performance for Ryedale has varied because of the relatively low number of appeals received. However the current level of appeals allowed at 20% well below the target.						
		SS 17	Household Waste Collection - % change in kilograms per head			
Current Value		6.29%	2013/14	Current Target	0.25%	Target is to improve on previous years change
Residual waste going to landfill continues to reduce, year on year.						

4. Active Safe Communities



	EC 77	Total Crime in Ryedale			
Current Value	1,374	February 2015	Current Target		













	HE 10	Adult participation in sport and active recreation. Sport England Active People Survey-Annual			
Current Value	23.6%	2013/14	Current Target	22.3%	Target is to improve on previous years performance
APS 7 - Ryedale ranked 208 out of 326.					

5. Transforming the Council

	BS AS 3	Payments made using electronic channels			
Current Value	83%	February 2015	Current Target	85%	Target is set to maintain performance
Electronic channels include web, telephone and Direct Debit.					

	BS BI 02	% FOI Requests responded to within 20 working days			
Current Value	86%	January 2015	Current Target	90%	ICO Target to LAs
55 out of 64 FOIs answered within 20 days or less.					

	BS RB 11	% of Council Tax collected			
Current Value	97.34%	February 2015	Current Target	97.46%	Target is set to maintain performance
Collection rates are in line with the previous years performance					

		BS RB 12	% of Non-domestic Rates Collected			
Current Value	96.03%	February 2015	Current Target	98.27%	Target is set to maintain performance	
Collection rates are in line with the previous years performance						
		BS AS 1 RDC	Service enquiries resolved at first point of contact (telephone)			
Current Value	37%	2013/14	Current Target	50%	Target is for year on year improvement	
		BS MD 1	Standard searches done in 5 working days			
Current Value	41.0%	January 2015	Current Target	90.0%	Target is set to maintain performance	
Late responses from North Yorkshire County Council have led to missing target.						
		HR A 01 R	Average number of Working Days Lost Due to Sickness Absence per FTE, RYEDALE			
Current Value	1.35 days	February 2015	Current Target	0.63 days	Target is North Yorkshire average for 2009	

